



MULTISPLIT SYSTEM

Condensing Unit


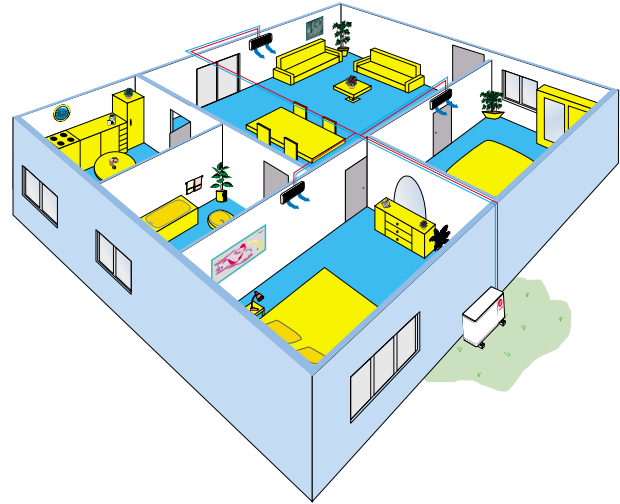
*Multisplit System
Condensing Unit
18,000-36,000 Btu/h
TTD&TTT Series 50/60 Hz*






TTD&TTT Multi-Split System

You work hard and deserve to be comfortable in your home or work environment. You can still have the benefit of individual room temperature control without having so many outdoor units cluttering up the outside of the building. The solution is Trane's new 2 to 1 (TTD) or 3 to 1 (TTT) air conditioner which can easily be installed in existing or new buildings.



Using a mixture types of indoor unit with 2 to 1 system.



Using a mixture types of indoor unit with 3 to 1 system.

Flexibility

Trane multisplit system is an efficient, economical way to provide comfort in two rooms simultaneously with a 2 to 1 system (TTD) or up to three rooms simultaneously with a 3 to 1 system (TTT).

It is possible to choose between combination of indoor unit either High-wall, Convertible or Concealed to suit your space and decor requirements.

Independent Circuits

Each of the independent compressors will operate with separate indoor unit as its own system. It offers more reliability and better comfort than a system which gangs multiple indoor units on a single compressor.



Many Combinations Available

- Trane TTD Built 2 to 1 - Available in Seven Combinations of Sizes 9&9, 9&12, 9&18, 12&12, 12&18, 18&18, 12&24
- Trane TTT Built 3 to 1 - Available in five Combinations of Sizes 9&9&9, 9&9&12, 9&12&12, 12&12&12, 9&9&18

Space Saving

Multiple indoor units with a single outdoor unit giving more usable outdoor space for more important things and better appearance.

Installation Saving

A single outdoor unit reduces installation time compared to multiple outdoor units. Having only one power supply and disconnect for the outdoor system saves installation time too.

Specification 50Hz TTD Multisplit Condensing Unit with New Stylus, Illusion, and Contura FG Indoor Unit

Outdoor Model	TTD518AB0E	TTD521AB0E	TTD524AB0E	TTD527AB0E	TTD530AB0E	TTD536AB0E	TTD536DB0E	TTD524AB00	TTD530AB00	TTD536AB00	TTD536DB00
Indoor Model											
Indoor Unit #1	2MCW0509AB	2MCW0512AB	2MCW0509AB	2MCW0518AB	2MCW0512AB	2MCW0518AB	2MCW0512AB	MCX512GB	MCX512GB	MCX518GB	MCX512GB
Indoor Unit #2	2MCW0509AB	2MCW0512AB	2MCW0512AB	2MCW0518AB	2MCW0518AB	2MCW0518AB	2MCW0524AB	MCX512GB	MCX518GB	MCX518GB	MCX524GB
Power Supply - V/phi/Hz	220-240/1/50	220-240/1/50	220-240/1/50	220-240/1/50	220-240/1/50	220-240/1/50	220-240/1/50	220-240/1/50	220-240/1/50	220-240/1/50	220-240/1/50
MCA	10.5	11.9	13.1	16.3	17.4	20.7	20.4	13.3	13.4	17.6	20.7
Nominal Capacity - Btu/h											
System #1	8,600	8,600	11,000	8,600	11,000	17,000	11,000	12,000	12,000	12,000	12,000
System #2	8,600	11,000	11,000	17,000	17,000	17,000	21,000	12,000	12,000	18,000	24,000
Electrical Data - Outdoor											
RLA - System #1	4.2	4.2	5.3	4.2	5.3	8.4	5.3	5.3	5.3	8.4	5.3
RLA - System #2	4.2	5.3	5.3	8.4	8.4	8.4	10.8	5.3	5.3	8.4	10.8
RLA - Fan Motor	0.54	0.54	0.54	0.88	0.88	0.88	0.88	0.54	0.54	0.88	0.88
Electrical Data - Indoor											
RLA - System #1	0.26	0.26	0.28	0.26	0.28	0.40	0.28	0.40	0.45	0.39	0.40
RLA - System #2	0.26	0.28	0.28	0.40	0.40	0.40	0.40	0.40	0.45	0.39	0.62
Dimensions (HxWxD) - mm											
Outdoor Unit	590x952x330	590x952x330	795x1,128x360	795x1,128x360	795x1,128x360	795x1,128x360	795x1,128x360	590x952x330	590x952x330	795x1,128x360	795x1,128x360
Indoor Unit #1	250x740x202	250x740x202	280x805x210	250x740x202	280x805x210	310x1,020x228	280x805x210	627x1,074x234	258x946x494	627x1,074x234	258x946x494
Indoor Unit #2	250x740x202	280x805x210	280x805x210	310x1,020x228	310x1,020x228	310x1,020x228	310x1,020x228	627x1,074x234	258x946x494	627x1,074x234	258x946x494
Weight - kg											
Outdoor Unit	61	60	58	108	111	109	104	58	58	111	104
Indoor Unit #1	8	8	9	8	9	14	9	29	21	29	21
Indoor Unit #2	8	9	9	14	14	14	15	29	21	30	24

TTT Multisplit Condensing Unit with New Stylus, Illusion, and Contura FG Indoor Unit

Outdoor Model	TTT1527AB0E	TTT1530AB0E	TTT1533AB0E	TTT1536AB0E	TTT1536DB0E	TTT1536AB00
Indoor Model						
Indoor Unit #1	2MCW0509AB	2MCW0509AB	2MCW0512AB	2MCW0512AB	2MCW0509AB	MCX512GB
Indoor Unit #2	2MCW0509AB	2MCW0509AB	2MCW0512AB	2MCW0512AB	2MCW0509AB	MCX512GB
Indoor Unit #3	2MCW0509AB	2MCW0512AB	2MCW0512AB	2MCW0518AB	2MCW0518AB	MCX512GB
Power Supply - V/phi/Hz	220-240/1/50	220-240/1/50	220-240/1/50	220-240/1/50	220-240/1/50	220-240/1/50
MCA	15.2	16.7	17.8	19.0	20.7	19.5
Nominal Capacity - Btu/h						
System #1	8,600	8,600	8,600	11,000	8,600	12,000
System #2	8,600	8,600	11,000	11,000	8,600	12,000
System #3	8,600	11,000	11,000	11,000	17,000	12,000
Electrical Data - Outdoor						
RLA - System #1	4.2	4.2	4.2	5.3	4.2	5.3
RLA - System #2	4.2	4.2	5.3	5.3	4.2	5.3
RLA - System #3	4.2	5.3	5.3	5.3	8.4	5.3
RLA - Fan Motor	0.88	0.88	0.88	0.88	0.88	0.88
Electrical Data - Indoor						
RLA - System #1	0.26	0.26	0.26	0.28	0.26	0.45
RLA - System #2	0.26	0.26	0.28	0.28	0.26	0.45
RLA - System #3	0.26	0.28	0.28	0.28	0.40	0.45
Dimensions (HxWxD) - mm						
Outdoor Unit	795x1,128x360	795x1,128x360	795x1,128x360	795x1,128x360	795x1,128x360	795x1,128x360
Indoor Unit #1	250x740x202	250x740x202	280x805x210	280x805x210	250x740x202	258x946x494
Indoor Unit #2	250x740x202	280x805x210	280x805x210	280x805x210	250x740x202	258x946x494
Indoor Unit #3	250x740x202	280x805x210	280x805x210	280x805x210	310x1,020x228	258x946x494
Weight - kg						
Outdoor Unit	110	110	109	107	109	107
Indoor Unit #1	8	8	8	9	8	29
Indoor Unit #2	8	8	9	9	8	29
Indoor Unit #3	8	9	9	9	14	29

1. ARAI system rating conditions of 60°F-36.1°C DB indoor & 95°F-DB outdoor.
 2. MCA - Minimum Circuit Ampacity calculated as follows: 125% of compressor RLA, plus the condenser fan motor RLA.
 3. Rated for 25 feet (7.5 meters) of evacuated refrigerant piping.
 4. When on three systems together the total amps will be lower than summation of amps of individual system due to sharing one CDU fan.
 5. Outdoor unit's width and depth do not include the size of mounting feet. For more detail, please see the installation manual.



Trane
www.trane.com

For more information, contact your local district office

Specification 60Hz TTD Multisplit Condensing Unit with New Stylus, Illusion, and Contura FG Indoor Unit

Outdoor Model	TTD524A10E	TTD527A10E	TTD530A10E	TTD534A10E	TTD536A10E	TTD538A10E	TTD530A100	TTD536A100	TTD536D100
Indoor Model	2MCW0509A1	2MCW0509A1	2MCW0512A1	2MCW0509A1	2MCW0512A1	2MCW0518A1	MCX512G1	MCX518G1	MCX512G1
Indoor Unit #1	200-240/1/60	200-240/1/60	200-240/1/60	200-240/1/60	200-240/1/60	200-240/1/60	200-240/1/60	200-240/1/60	200-240/1/60
Indoor Unit #2	200-240/1/60	200-240/1/60	200-240/1/60	200-240/1/60	200-240/1/60	200-240/1/60	200-240/1/60	200-240/1/60	200-240/1/60
Power Supply - V/ph/Hz	10.4	11.8	13.0	16.7	17.9	21.3	18.2	21.7	21.0
MCA	8.60	8.60	11.00	8.60	11.00	17.00	12.00	18.00	12.00
Nominal Capacity - Btu/h	8,600	11,000	11,000	8,600	11,000	17,000	12,000	18,000	12,000
System #1	8,600	11,000	11,000	8,600	11,000	17,000	12,000	18,000	12,000
System #2	8,600	11,000	11,000	8,600	11,000	17,000	12,000	18,000	12,000
Electrical Data - Outdoor	4.1	4.1	5.2	4.1	5.2	8.6	5.2	8.6	5.2
RLA - System #1	4.1	5.2	5.2	8.6	8.6	8.6	5.2	8.6	5.2
RLA - System #2	0.66	0.66	1.25	1.25	1.25	1.25	0.66	1.25	1.25
RLA - Fan Motor	0.22	0.22	0.28	0.22	0.28	0.40	0.49	0.56	0.49
Electrical Data - Indoor	0.22	0.22	0.28	0.28	0.40	0.40	0.47	0.56	0.49
RLA - System #1	0.22	0.28	0.28	0.28	0.40	0.40	0.47	0.56	0.49
RLA - System #2	0.22	0.28	0.28	0.28	0.40	0.40	0.47	0.56	0.49
Dimensions (HXWD) - mm	590x952x330	590x952x330	590x952x330	795x1,128x360	795x1,128x360	795x1,128x360	795x1,128x360	795x1,128x360	795x1,128x360
Outdoor Unit	250x740x202	250x740x202	280x805x210	250x740x202	280x805x210	310x1,020x228	258x946x494	258x946x494	258x946x494
Indoor Unit #1	250x740x202	250x740x202	280x805x210	280x805x210	310x1,020x228	310x1,020x228	258x946x494	258x946x494	258x946x494
Indoor Unit #2	250x740x202	280x805x210	280x805x210	310x1,020x228	310x1,020x228	310x1,020x228	258x946x494	258x946x494	258x946x494
Weight - kg	66	67	69	113	115	117	115	117	116
Outdoor Unit	8	8	9	8	9	14	9	14	9
Indoor Unit #1	8	8	9	8	9	14	9	14	9
Indoor Unit #2	8	8	9	8	9	14	9	14	9

TTT Multisplit Condensing Unit with New Stylus, Illusion, and Contura FG Indoor Unit

Outdoor Model	TTT530A10E	TTT533A10E	TTT536A10E	TTT538A10E	TTT536D10E	TTT536A100
Indoor Model	2MCW0509A1	2MCW0509A1	2MCW0512A1	2MCW0509A1	2MCW0512A1	MCX512G1
Indoor Unit #1	200-240/1/60	200-240/1/60	200-240/1/60	200-240/1/60	200-240/1/60	200-240/1/60
Indoor Unit #2	200-240/1/60	200-240/1/60	200-240/1/60	200-240/1/60	200-240/1/60	200-240/1/60
Indoor Unit #3	200-240/1/60	200-240/1/60	200-240/1/60	200-240/1/60	200-240/1/60	200-240/1/60
Power Supply - V/ph/Hz	15.3	16.7	18.0	19.0	21.0	19.6
MCA	8.60	8.60	11.00	8.60	11.00	12.00
Nominal Capacity - Btu/h	8,600	8,600	11,000	8,600	11,000	12,000
System #1	8,600	8,600	11,000	8,600	11,000	12,000
System #2	8,600	8,600	11,000	8,600	11,000	12,000
System #3	8,600	8,600	11,000	8,600	11,000	12,000
Electrical Data - Outdoor	4.1	4.1	5.2	4.2	5.2	5.2
RLA - System #1	4.1	4.1	5.2	4.1	5.2	5.2
RLA - System #2	4.1	5.2	5.2	4.1	5.2	5.2
RLA - System #3	1.25	1.25	1.25	1.25	1.25	1.25
RLA - Fan Motor	0.22	0.22	0.28	0.22	0.28	0.47
Electrical Data - Indoor	0.22	0.22	0.28	0.28	0.40	0.47
RLA - System #1	0.22	0.28	0.28	0.28	0.40	0.47
RLA - System #2	0.22	0.28	0.28	0.28	0.40	0.47
RLA - System #3	0.22	0.28	0.28	0.28	0.40	0.47
Dimensions (HXWD) - mm	795x1,128x360	795x1,128x360	795x1,128x360	795x1,128x360	795x1,128x360	795x1,128x360
Outdoor Unit	250x740x202	250x740x202	280x805x210	250x740x202	280x805x210	258x946x494
Indoor Unit #1	250x740x202	250x740x202	280x805x210	250x740x202	280x805x210	258x946x494
Indoor Unit #2	250x740x202	250x740x202	280x805x210	250x740x202	280x805x210	258x946x494
Indoor Unit #3	250x740x202	280x805x210	280x805x210	310x1,020x228	310x1,020x228	258x946x494
Weight - kg	110	112	114	115	109	115
Outdoor Unit	8	8	8	9	8	29
Indoor Unit #1	8	8	8	9	8	29
Indoor Unit #2	8	8	8	9	8	29
Indoor Unit #3	8	9	9	9	14	29

1. ARI system rating conditions of 80°F DB/67°F WB indoor & 95°F DB outdoor.
 2. MCA - Minimum Circuit Ampacity calculated as follows: 125% of compressor RLA plus the condenser fan motor RLA.
 3. Rated for 25 feet (7.5 meters) of evacuated refrigerant piping.
 4. When run three systems together the total amps will be lower than summation of amps of individual system due to sharing one CDU fan.
 5. Outdoor units width and depth do not include the size of mounting feet. For more detail, please see the drawing in the installation manual.

Literature Order Number: MS-SLB023-EN

Date: Mar 2009

Supersedes: Oct 2008

Stocking Location: Bangkok, Thailand

Trane has a policy of continuous product and product data improvement and reserves the right to change design and specifications without notice.