



**TRANE**<sup>®</sup>



# LARGE COMMERCIAL

*Split System 23-55 Tons*

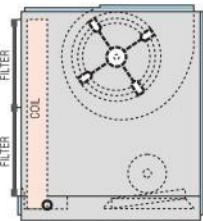
*RAUP/TTV R22 Series 50Hz*

## System Performance Matrix

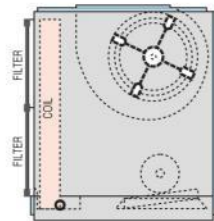
Model		Evaporator cfm	Total Capacity MBH	Sensible Capacity MBH
Outdoor	Indoor			
RAUP 250	TTV250	6600	270	184
		7760	278	197
		9050	286	211
RAUP 300	TTV250	6600	308	199
		7760	318	213
		8900	326	226
RAUP 300	TTV300	7900	323	222
		9240	333	237
		10600	341	251
RAUP 400	TTV300	7900	376	243
		9240	388	260
		10600	398	276
RAUP 400	TTV400	10300	408	283
		12120	421	303
		13900	432	321
RAUP 500	TTV400	10300	489	316
		12120	504	338
		13900	517	358
RAUP 500	TTV500	12900	525	369
		15130	541	395
		17400	555	419
RAUP 600	TTV500	12900	603	401
		15130	622	429
		17400	638	455
RAUP 600	TTV600	15400	638	461
		18080	658	493
		20800	674	523

Notes : 1. Matching capacities based on ambient temperature of 95° F and 80°/67° F air dry bulb/ wet bulb entering the air handler coil.  
 2. Product design and specification are subject to change without notice.

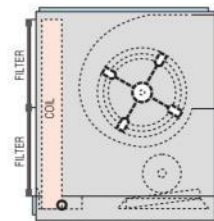
## Fan Arrangement



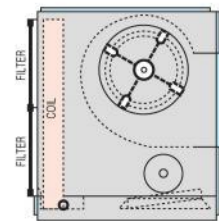
Arrangement 1  
 (Standard arrangement  
 for TTV250-600)



Arrangement 2



Arrangement 3



Arrangement 4





## General Data - Condensing Units

UNIT MODELS		RAUP 250	RAUP 300	RAUP 400	RAUP 500	RAUP 600
<b>POWER CONNECTION</b>	V/ph/Hz			380-415/3/50		
MCA <sup>1</sup>	A	53.9	58.1	91.6	102.1	110.1
Unit Capacity Steps (%)		100-50	100-50	100-75-50-25	100-75-50-25	100-75-50-25
<b>SYSTEM DATA</b>						
Refrigerant Type		R22	R22	R22	R22	R22
No. Refrigerant Circuits		1	1	2	2	2
Refrigerant Connection Type		Brazed	Brazed	Brazed	Brazed	Brazed
Refrigerant Charge approximate per circuit	kg	20	27.5	19.5	20	27.5
Suction Line OD	in	2-1/8	2-1/8	1-5/8	2-1/8	2-1/8
Liquid line OD	in	7/8	7/8	7/8	7/8	7/8
<b>COMPRESSOR</b>						
Compressor Type				Hermetic Scroll		
Qty		2	2	4	4	4
Model		13T-13T	15T+15T	2x(10T+10T)	2x(13T+13T)	2x(15T+15T)
V/ph/Hz				380-415/3/50		
RLA (each) <sup>2</sup>	A	22.9	24.2	20.7	22.9	24.2
<b>COIL</b>						
Qty		1	1	2	2	2
Tube Size OD	in	3/8	3/8	3/8	3/8	3/8
Fins per inch		12	12	12	12	12
<b>FAN</b>						
Fan Type				Propeller		
Qty		2	3	3	4	6
Drive Type		Direct	Direct	Direct	Direct	Direct
<b>MOTOR</b>						
Qty		2	3	3	4	6
Motor Output (each)	hp (kW)	0.4 (0.3)	0.4 (0.3)	0.4 (0.3)	0.4 (0.3)	0.4 (0.3)
No. of Speed		1	1	1	1	1
V/ph/Hz				380-415/3/50		
RLA (each)		1.32	1.32	1.32	1.32	1.32
<b>DIMENSION (HxWxD)</b>						
Crated (Shipping)	mm	1,700x2,620x1,420	1,700x3,200x1,420	1,650x2,880x2,160	1,960x2,880x2,160	1,850x3,240x2,160
Unit (Net)	mm	1,465x2,294x1,222	1,465x2,952x1,222	1,414x2,583x1,920	1,718x2,583x1,920	1,515x2,980x1,920
<b>WEIGHT</b>						
Crated (Shipping)	kg	644	760	1,036	1,281	1,245
Unit (Net)	kg	624	740	1,001	1,246	1,210

<sup>1</sup> MCA - Minimum Circuit Ampacity.

<sup>2</sup> At 7 deg C SST and 35 deg C Ambient, Subcooling 8.3 K, Superheat 11.1 K.

<sup>3</sup> Nominal Airflow is rated with standard air-dry coil.

Note : Product design and specification are subject to change without notice.

## General Data - Air Handler Unit

UNIT MODELS		TTV 250	TTV 300	TTV 400	TTV 500	TTV 600
<b>POWER CONNECTION</b>	V/ph/Hz			380-415/3/50		
MCA <sup>1</sup>	A	10.0	15.0	15.0	19.0	27.5
<b>SYSTEM DATA</b>						
Refrigerant Type		R22	R22	R22	R22	R22
No. Refrigerant Circuits		2	2	2	2	2
Refrigerant Connection Type		Brazed	Brazed	Brazed	Brazed	Brazed
Suction Line OD	in	2-1/8	2-1/8	1-5/8	2-1/8	2-1/8
Liquid Line OD	in	7/8	7/8	7/8	7/8	7/8
<b>COIL</b>						
Tube Size OD	in	3/8	3/8	3/8	1/2	1/2
Fins per inch		12	12	12	12	12
Refrigerant Flow Control		Expansion Valve	Expansion Valve	Expansion Valve	Expansion Valve	Expansion Valve
Drain Connection Size	in	1.0	1.0	1.0	1.0	1.0
<b>FAN</b>						
Fan Type		Centrifugal FC	Centrifugal FC	Centrifugal FC	Centrifugal FC	Centrifugal FC
Qty		1	1	2	2	2
Fixed Drive Type		Belt and Pulley	Belt and Pulley	Belt and Pulley	Belt and Pulley	Belt and Pulley
Nominal Airflow <sup>2</sup>	cfm (cmh)	7,760 (13,180)	9,240 (15,700)	12,120 (20,590)	15,130 (25,700)	18,080 (30,720)
<b>MOTOR</b>						
Motor Type				TEFC		
Qty		1	1	1	1	1
Motor Output - Std	hp (kW)	5 (3.7)	7.5 (5.5)	7.5 (5.5)	10 (7.5)	15 (11)
Hi Static		7.5 (5.5) / 10 (7.5)	10 (7.5) / 15 (11)	10 (7.5) / 15 (11)	15 (11) / 20 (15)	20 (15)
No. of Speed		1	1	1	1	1
V/ph/Hz				380-415/3/50		
RLA		8.0	12.0	12.0	15.2	22.0
<b>FILTER</b>						
Type		Washable	Washable	Washable	Washable	Washable
Qty		8	9	9	12	9
<b>DIMENSION (HxWxD)</b>						
Crated (Shipping)	mm	1,500x2,100x1,290	1,650x2,100x1,290	1,780x2,390x1,290	1,900x2,900x1,520	1,980x2,900x1,520
Unit (Net)	mm	1,219x1,808x1,040	1,372x1,808x1,040	1,520x2,088x1,040	1,653x2,596x1,275	1,777x2,596x1,275
<b>WEIGHT</b>						
Crated (Shipping)	kg	402	470	543	768	832
Unit (Net)	kg	353	421	487	685	749

<sup>1</sup> MCA - Minimum Circuit Ampacity.

<sup>2</sup> CFM is rated with standard air-dry coil.

Note : Product design and specification are subject to change without notice.

## Product Specification

### Condensing Units - RAUP Model

#### Standard Features

- Hermetic Scroll compressor.
- Microprocessor Controller with trouble shooting.
- Factory leak and pressure tested at 400 psig.
- Unit panels constructed of 0.9 mm. galvanized steel.
- Exterior panels are cleaned and then chemically treated and finished with a weather-resistant baked polyester powder paint.
- Heavy gauge steel mounting/lifting rails under base.
- Direct-drive, vertical discharge.
- 3-phase motors with permanently lubricated ball bearings.
- Utilization range of plus or minus 10 percent of the nameplate voltage.
- Condenser fan motor(s) built-in thermal overload protection. • Colored and numbered wiring.
- Come with build-in under/over voltage and phase protection to prevent compressor damage from unstable electrical source



RAUP

### Air Handling Units - TTV Model

#### Standard Features

- Vertical or Horizontal discharge configuration.
- Zinc coated, heavy gauge, galvanized steel cabinet finished with a baked polyester powder paint.
- Completely insulated with fire retardant polyethylene foam.
- Factory installed thermal expansion valve(s).
- Evaporator coil leak-tested
- Double inlet, double width, forward curved centrifugal type evaporator fan(s) with fixed belt drive.
- Thermal overload protection for the evaporator fan motor.
- Washable air filters.
- Oversized motors for high static pressure applications (Optional).



TTV

## Features Summary

- High compressor EERs.,
- Less vibration and a quieter operation
- Durability / Extended Life: Built in dirt separator to prevent dirt reaching the bearings. High volume oil sump prevents excessive oil loss.
- Compressor Protection: External Overload Protector. External high and low pressure switches.
- Tandem Capability: Achieves high part load efficiencies and additional part load control.
- 3 Wire DOL Starter, minimizing field installation.

### Micro Controller with labeled and numbered wiring.

- New PCB with 7-segment display is more user friendly and helpful to easily understand the code.
- Troubleshooting status display helps reduce service time.
- Higher reliability than traditional hard wired systems.

### Option

**Trane Multi-Stage Thermostat** controlled by micro processor is available for 1, 2 and 4 stage monitor, 7-segment display, 15°C–30°C temperature setting, connectable with the external sensor & auto-restart function with ON/OFF switch.

### Trane AHU Starter Panel/Smart Starter

Particularly controls the HVAC system. Integrated with motor and compressor protection system and temperature control, reliable according to UL/IEC/NEMA standard and easy to install.

### Factory Mounted Control DOL Starter

Take out Micro-P while still maintain necessary functions for easier operation.



Micro processor controller (Option)



1, 2, 4 Stage Thermostat - Digital Display (Option)



1 or 2 Stage Thermostat - Without Display (Option)



AHU Starter Panel/Smart Starter (Option)

### Robust Casing

- Corrosion resistant coated coils as an option.
- Weather resistant baked matt polyester powder painted GI panels.
- Heavy gauge welded steel base with mounting holes.
- Aluminium Blade propeller fans.
- Fully Factory leak and pressure tested.



Ingersoll Rand (NYSE:IR) advances the quality of life by creating comfortable, sustainable and efficient environments. Our people and our family of brands—including Club Car®, Ingersoll Rand®, Thermo King® and Trane®—work together to enhance the quality and comfort of air in homes and buildings; transport and protect food and perishables; and increase industrial productivity and efficiency. We are a \$12 billion global business committed to a world of sustainable progress and enduring results. For more information, visit [www.tranethailand.com](http://www.tranethailand.com)

เทรน (ประเทศไทย)

เลขที่ 1126/2 ชั้น 30-31 อาคารวานิช 2 ถ.เพชรบุรีตัดใหม่ แขวงมักกะสัน เขตราชเทวี กรุงเทพฯ 10400

☎ 0-2761-1111

©2017 Trane All rights reserved

SSA5-SLB002-EN April 21, 2017

